





MODEL GO 68

Gorlitz Model GO 68 is an outstanding model due to its power, straight forward construction and simplicity in operation. This model will open tough stoppages and should satisfy the most experienced operator.

The Gorlitz Model GO 68 frame is durable and simply constructed. Powered by a 1/2 hp ball bearing reversible geared motor, this model operates almost noiselessly. Extra additions include skid bars for frame protection, large wheels, tow ring, front and rear handles for added ease of transportation, loading or unloading of machine. This model cuts through roots, grease, rags and other foreign objects in sewer lines from 3" to 8" in diameter over 300 feet long. Model GO 68 is available with either an open steel reel or enclosed polyethylene drum.

ACCESSORIES

Knife Assortment	11/16" X 150' Cable
Cable Connectors	Allen Wrenches
Regular Chucks	For/Rev Switch
Cable Splices	Belt Tensioner
Cone Chuck	Metal Toolbox
Retriever	Foot Switch
GFCI	



Both models are shown with our optional Gorlitz Power Cable Feeder and Puller # T 01 and Mounting Bracket # T 02. It is recommended to operate this drain cleaning machine with our cable feeder and puller for safer and more efficient pipe cleaning procedure. The use of the feeder also avoids operator stress and fatigue.

SPECIFICATIONS

1/2 HP Geared Motor
Cable Rotation: 160 RPM
Pipe Size: 3" to 8" Dia.
Maximum Pipe Length: 300 Feet
Dimensions: 43" L x 26" W x 30" H
Net Weight: 231 LBS (Drum)
Net Weight: 238 LBS (Reel)